

# Welcome!

We'll be starting shortly

**AVANTI**

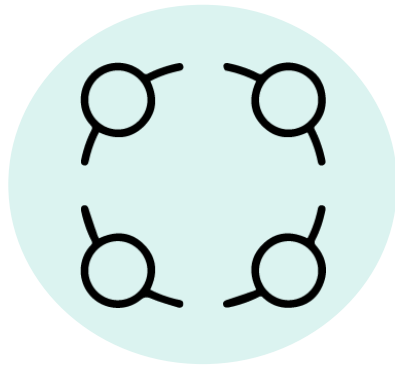
**AVANTI**

Skill-Up with Avanti

**eCPP Workshop**

# Agenda

- Breakdown of the changes coming for CPP for 2024
- How to set up new eCPP and eQPP codes in Avanti
- Updating GL Benefit Groups (if required)
- Add the new codes to your Employee Profiles using Employment Default Groups
- Ensuring new codes are on Employee's Profiles
- Q&A session with our Product Expert



## Walk Along Side Us

If you have access to more than one screen, feel free to **open your test company** and follow along with us!



## Webinar Time

Today's session is **45 mins.**

Please take breaks as needed.

The recording of today's session will be posted to our Learning Hub after the webinar at **learn.avanti.ca.**



## Ask Questions

Please ask any questions in the Q&A area and we will respond.

Missed the answer to your question? Not to worry, we will be posting a full Q&A response sheet in our **Help Center** after the webinar.

# The Client Care Team

› Everyone who makes support possible

AVANTI



**Marlo**



**Mia**



**Matt**



**Court**



**Michelle Mannara**  
Product Manager



**Dorothy**



**Marianne**



**Nicole**



**Ken**



**Amanda**



**Lindsay**

# Introductions

> A bit about me

AVANTI



**Michelle Mannara**  
Product Manager



## Nice to meet you!

- ✓ Background in Payroll, HR, & Finance
- ✓ Previously an Avanti client for 6 years
- ✓ PCP certified; PLP coming 2024
- ✓ My product portfolio:

Payroll, Financial +	HR +
Canadian Payroll Financial System Cheque Rec Benefit Admin	Personal Information & Compensation Position Management Training & Development Career Connector (strategy, not dev) Applicant Management Onboarding



Let's get started!

# Second CPP Contributions

> Beginning in 2024

## Base CPP Contributions

Also known as the original CPP with a rate of 4.95%

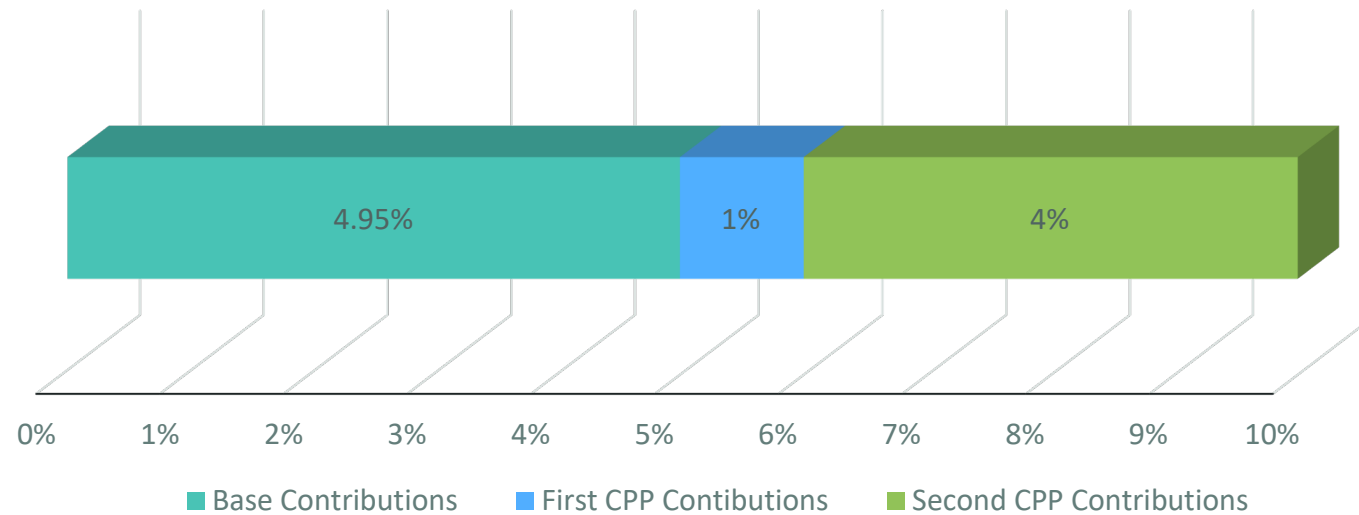
## First CPP Contributions

Contributions above the 4.95% which was phased in between 2019 and 2023.

Base + First Contributions = 5.95%

## Second CPP Contributions

Contributions above the YMPE at the rate of 4%




**Note:** An additional box will be required on T4s starting 2024.



## Second CPP Example

> T4 Example

AVANTI

	Canada Revenue Agency Agence du revenu du Canada	<b>T4</b> <b>Statement of Remuneration Paid</b> <b>État de la rémunération payée</b>
Year Année	<b>2024</b>	
Employer-offered dental benefits Prestations dentaires offertes par l'employeur	14 <b>100,000.00</b>	22
45	Employee's CPP contributions – see over Cotisations de l'employé au RPC – voir au verso	Employee's QPP contributions – see over Cotisations de l'employé au RRQ – voir au verso
Province of employment Province d'emploi	16 <b>3,867.50</b>	17
10	Employee's second CPP contributions – see over Deuxièmes cotisations de l'employé au RPC – voir au verso	Employee's second QPP contributions – see over Deuxièmes cotisations de l'employé au RRQ – voir au verso
Employment code Code d'emploi	16A <b>188.00</b>	17A
29	EI insurable earnings Gains assurables d'AE	24
		26



## Live Demonstration, Follow Along

Creating eCPP and eQPP codes within Avanti.

## Q&A Session

Thank you to those who submitted a question!



## Resources

› Check out these AMAZING resources!

AVANTI

### Blog Post: What you Need to Know about the CPP Enhancement

Blog post with a full break down and explanation of the new CPP enhancement for 2024 for both payroll professionals and employees

✓ [Avanti.ca/post/cpp-enhancement](https://avanti.ca/post/cpp-enhancement)

### Help Center Article: Enhanced CPP and QPP Setup Guide

Full walkthrough of how to setup these codes and the eCPP/eQPP verification report

✓ [Help.avanti.ca](https://help.avanti.ca)

### Learning Hub: Past Skill-up

Mastering eCPP Calculations & Upcoming changes in Avanti

Avanti Vendor Remittance Reports 101

Year-End Preparation Checklist

✓ [Learn.avanti.ca](https://learn.avanti.ca)



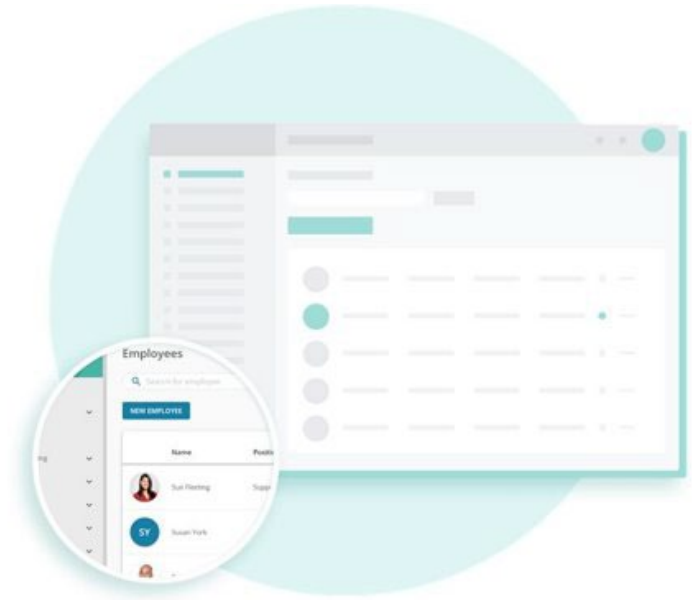
## Quick Recap

- Key takeaways from today's session

## So, what did we learn today?

You should now know:

- How to create the eCPP/QPP deduction codes using the copy and paste function
- How to update GL Benefit Groups to ensure that GLs are flowing properly for the second contributions
- How to add these new codes to Employee Profiles in a few simple clicks using Employment Default Groups
- Confirm that the codes are successfully applied to all employees
- The date of the Year-End Tax Update with the changes for the Canadian Dental Plan are is still to be determined



# Friendly Reminder – New Avanti Experience

- Book your session now!

AVANTI

**COMING SOON!**  
**Book your session now!**

The screenshot displays the AVANTI Manager Self-Service interface. The top navigation bar includes the AVANTI logo, a search icon, a notification bell with 13 alerts, and a user profile icon. The left sidebar lists various modules: Employee Directory, Messages, Phone List, Personal, Available Leave, Job Postings, and Employee. The main content area shows a welcome message for Ali Smith, a 'Who's Off' status (No one is off today), and a 'New Experience' announcement. Below this, the 'Employee Directory' section shows a table of employees with columns for Name, Position, and Employee No. The 'Compensation' section displays a 'Take Home Pay' of \$1,356.58 for the period ending 31-Mar-2023, along with a breakdown of Gross Pay, Total Benefits, and Deducted From Pay.

Name	Position	Employee No.
HA	Mechanics - Plant A	000001029
SA	Payroll Manager	000001131
PA	Electrician - Auto Level	000001142
AA	Shop Manager - Plant A	000001006
CA	Mechanics - Plant A	000001132

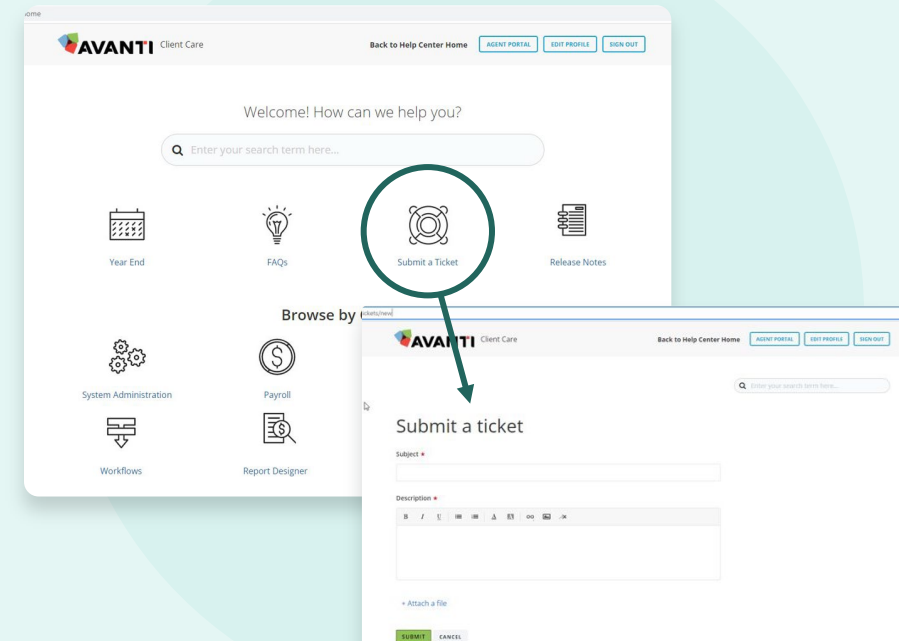
Category	Amount
Take Home Pay	\$1,356.58
Gross Pay	\$1,737.23
Total Benefits	\$275.32
Deducted From Pay	\$380.65
Taxable Benefits	\$21.46
Non-Taxable Benefits	\$253.86

# Submit Your Help Ticket

> How to request help from Client Care

If you need additional support, visit the Client Care Support Portal at **help.avanti.ca**

- ✓ Click the **Submit a Ticket** icon
- ✓ Fill in the necessary information about the issue you are currently experiencing
- ✓ Browse the articles for step-by-step solutions





## We would love your feedback!

You will receive a short survey after the webinar, and we would really appreciate you providing your feedback.



# AVANTI

[avanti.ca/skillup](https://avanti.ca/skillup)

## Thank you

Join us for our next webinar:

- **Mastering Year-End in Avanti**  
November 28 at 11:00 AM MDT
- **Canadian Dental Care Plan Workshop**  
January 9th at 11:00 AM MDT
- **Tax Slip Processing Checklist**  
January 10th at 11:00 AM MDT